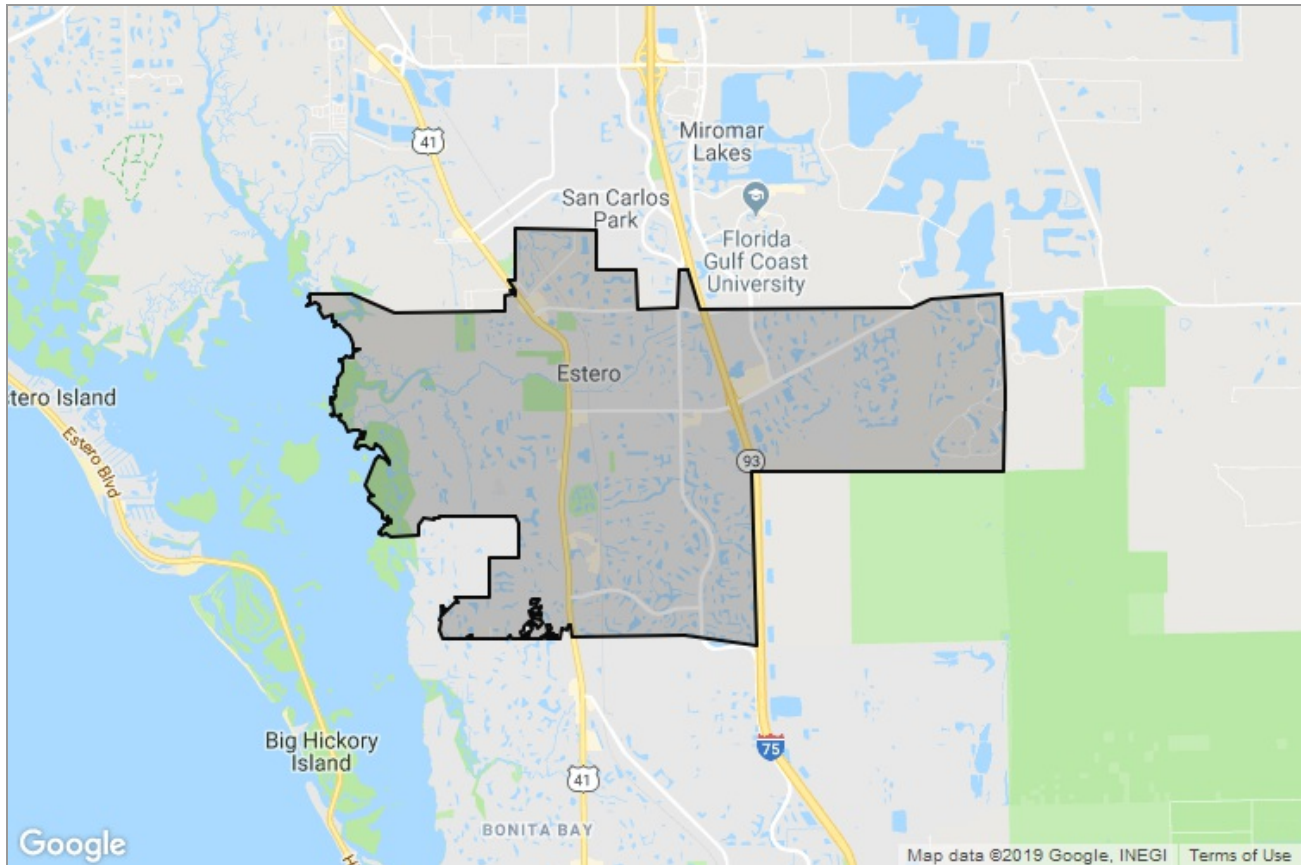




FLORIDA
GULF COAST
MLS

MARKET ACTIVITY REPORT

Estero, Florida



Presented by

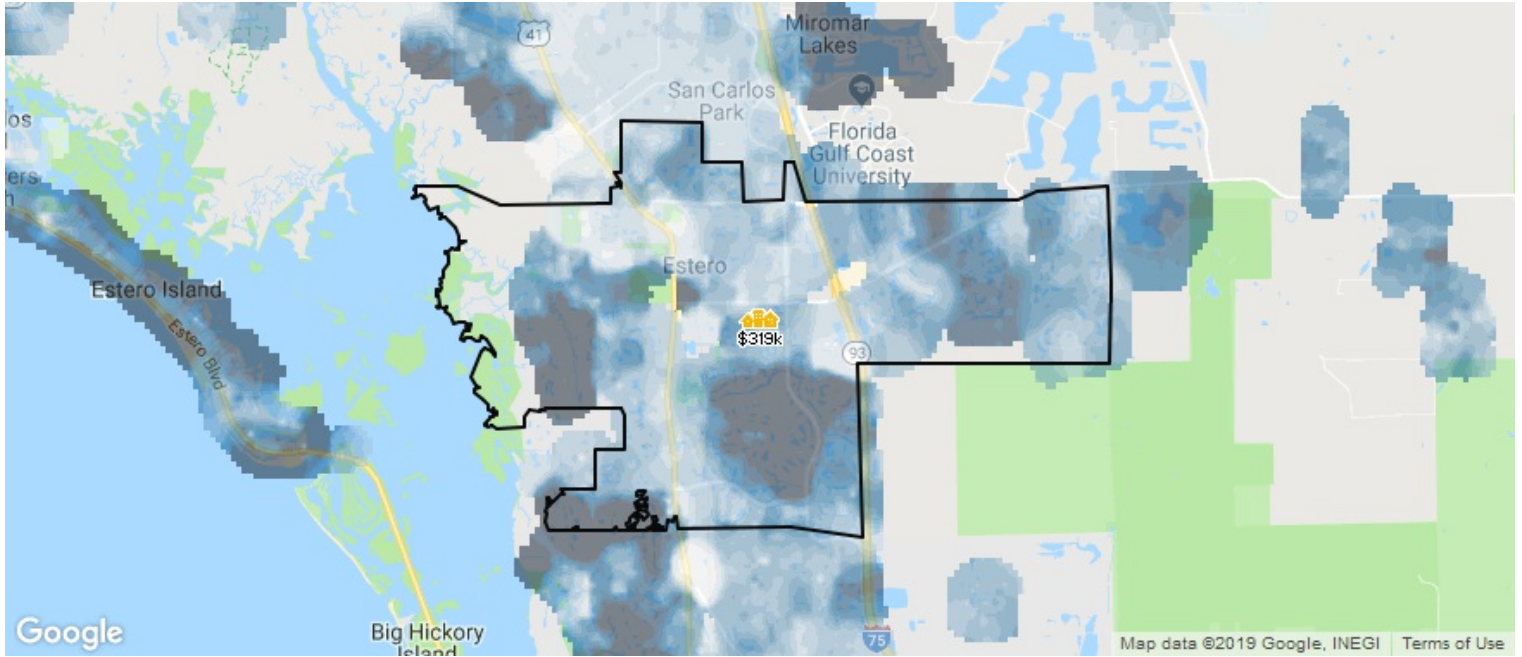
Brenda Boss

Mobile: (239) 896-8542

Starlink Realty

Estero, Florida

Market Snapshot: Estimated Home Values



<\$100k
 \$450k
 \$20m

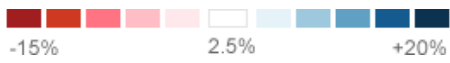
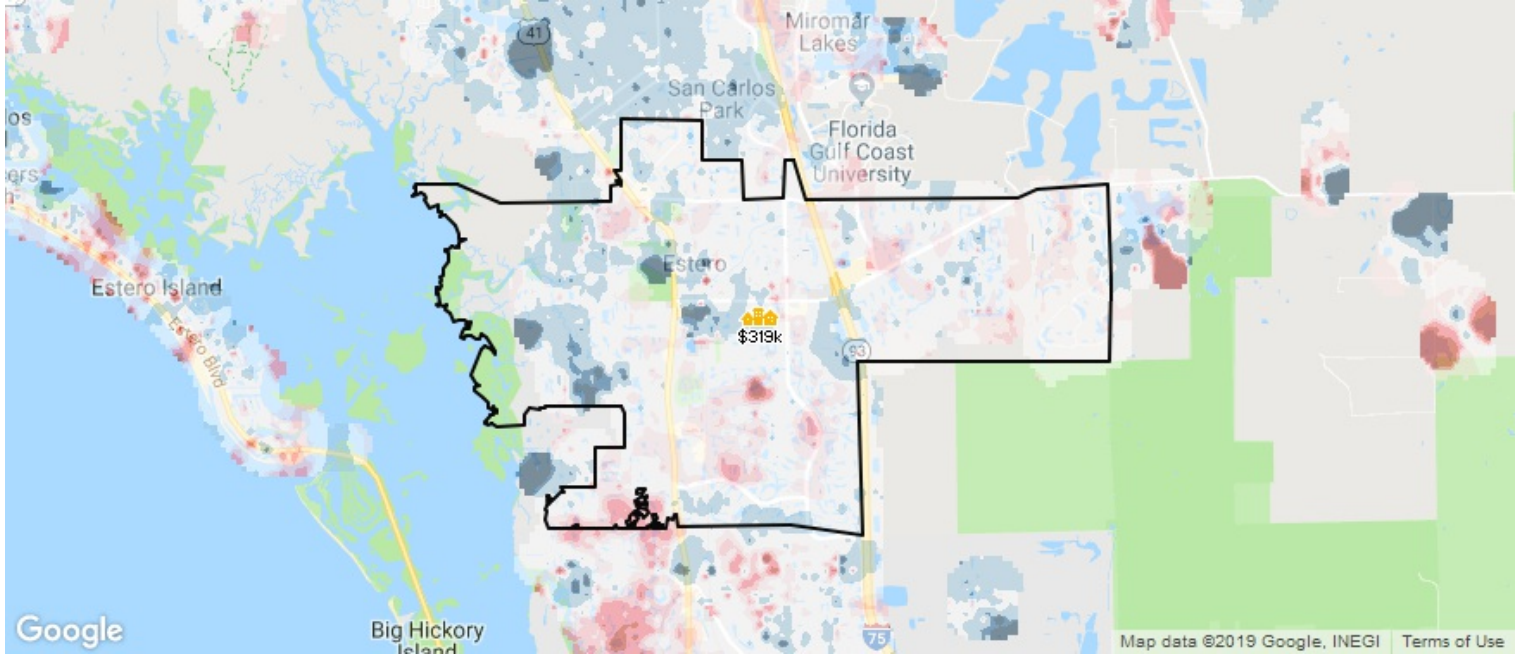
This map layer shows the average estimated home values, based on the AVMs and RVMs® for properties in an area. Source(s): Public records and MLS data where licensed; updated Quarterly.

<p>Median Est. Home Value</p> <p>\$319K</p> <p>Updated: 5/31/2019</p>	<p>Change Over Last Month</p> <p>↓ 0.66%</p>	<p>Change Over Last Quarter</p> <p>↓ 1.44%</p>	<p>Change Over Last 12 Months</p> <p>↑ 0.78%</p>	<p>Change Over Last 24 Months</p> <p>↑ 1.46%</p>
--	--	--	---	---

About this Data: Estimated home values are generated by a valuation model and are not formal appraisals. Valuations are based on public records and MLS data where licensed. The metrics shown here reflect **All Residential Properties** data.

Estero, Florida

Market Snapshot: 12-Month Change in Estimated Value



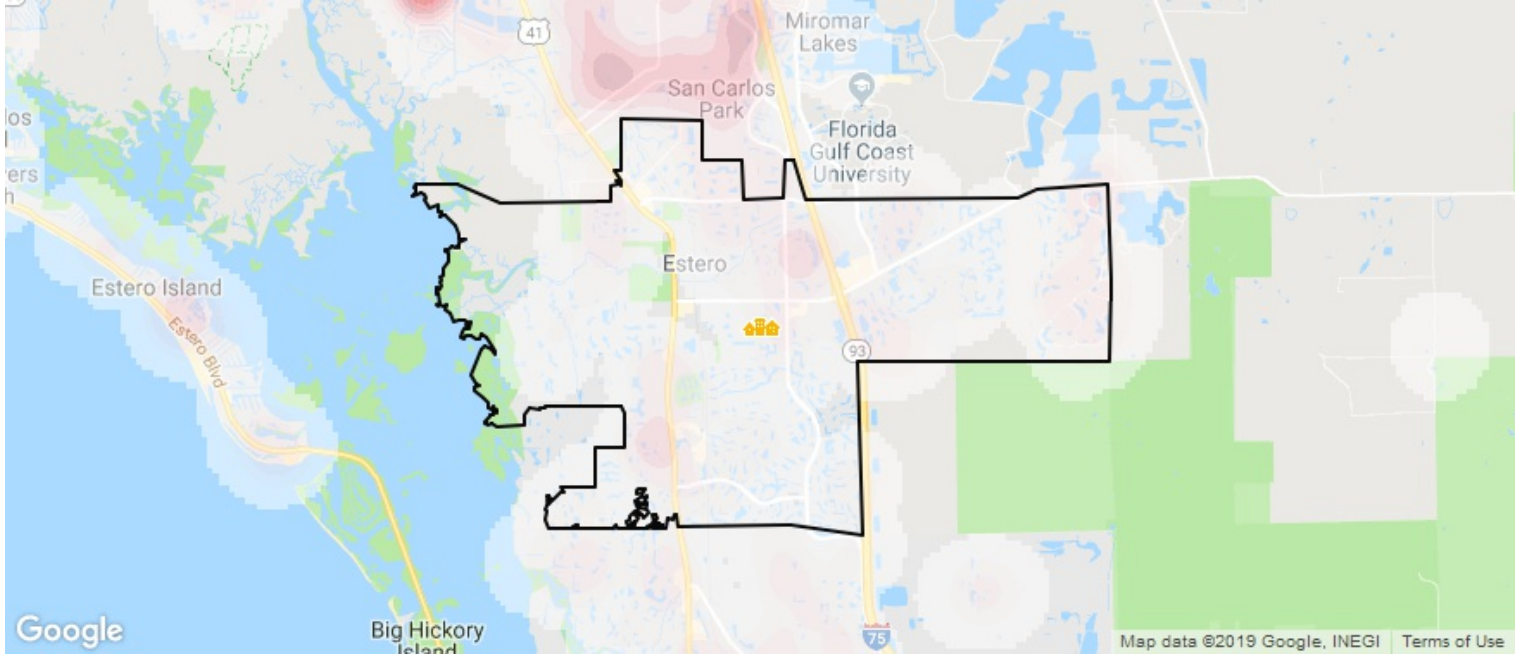
This map layer shows the change in estimated home values over the past 12 months, based on the AVMs and RVMs® for properties in an area. Source(s): Public records and MLS data where licensed; updated Quarterly.

<p>Median Est. Home Value</p> <p>\$319K</p> <p>Updated: 5/31/2019</p>	<p>Change Over Last 12 Months</p> <p>↑ 0.78%</p>	<p>Change Over Last 24 Months</p> <p>↑ 1.46%</p>	<p>Change Over Last 36 Months</p> <p>↓ 41.49%</p>
--	---	---	--

About this Data: Estimated home values are generated by a valuation model and are not formal appraisals. Valuations are based on public records and MLS data where licensed. The metrics shown here reflect **All Residential Properties** data.

Estero, Florida

Market Snapshot: Concentration of Distressed Properties



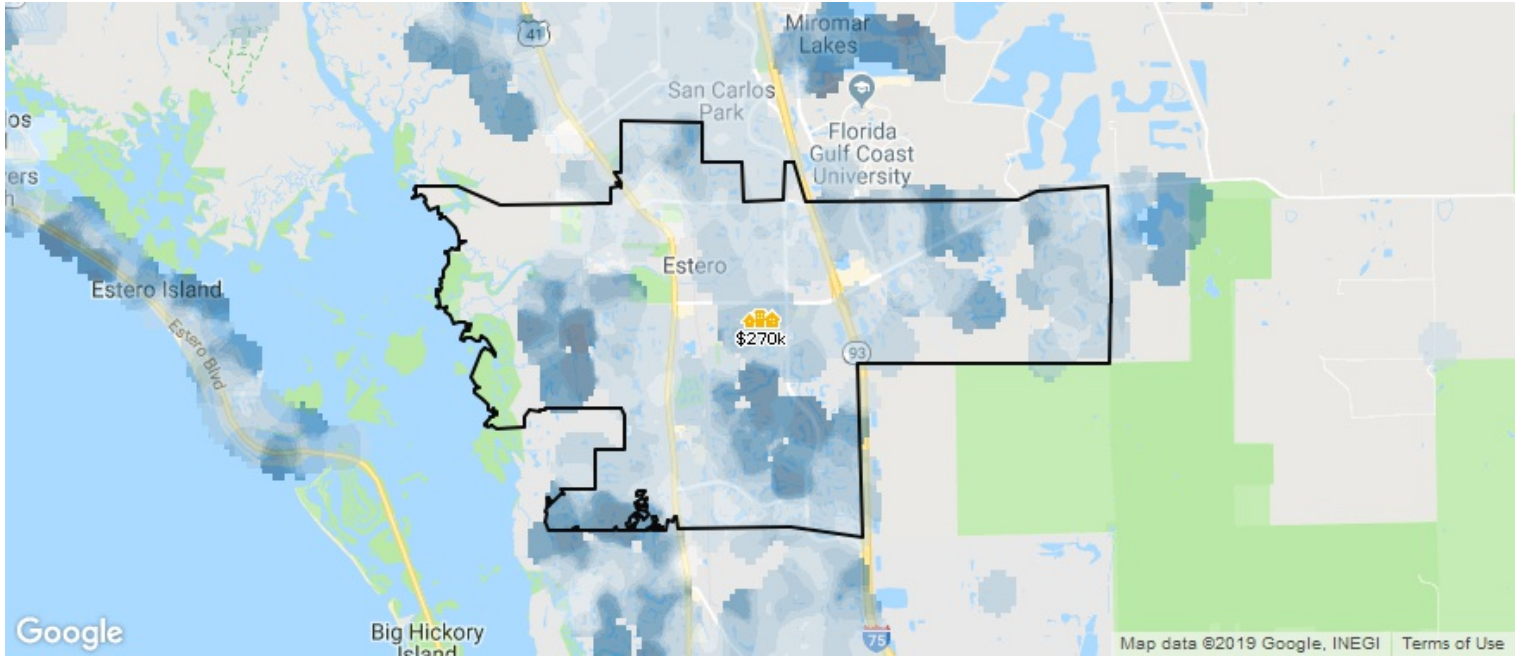
This map layer shows the concentration of distressed properties, in areas where RPR has MLS data. Source(s): MLS data; updated Quarterly.

<p>Total # of Distressed Properties</p> <p>0</p> <p>Updated: 6/10/2019</p>	<p># of Pre-Foreclosures</p> <p>0</p>	<p># of Foreclosures</p> <p>0</p>	<p># of Short Sales</p> <p>0</p>
--	---	---	--

About this data: The metrics displayed here reflect distressed property counts (listings and public records) for **All Residential Properties** as of 6/10/2019.

Estero, Florida

Market Snapshot: Sales Price



<\$100k
 \$500k
 >\$5m

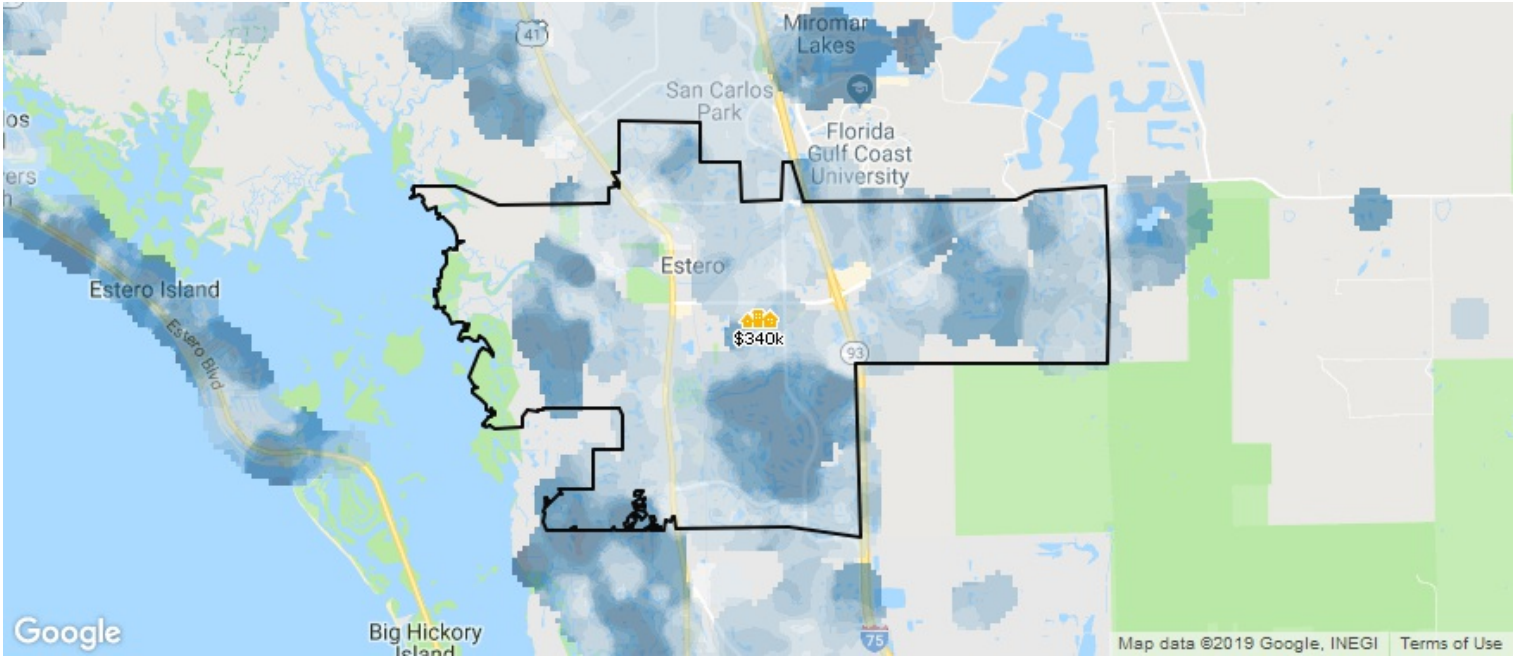
This map layer shows the average sales price for properties sold in the previous six months, in areas where RPR has MLS data. Source(s): MLS data; updated Quarterly.

<p>Median Sales Price</p> <p>\$270K</p> <p>Updated: 4/30/2019</p>	<p>Change Over Last Month</p> <p>↓ 10%</p>	<p>Change Over Last Quarter</p> <p>↓ 10%</p>	<p>Change Over Last 12 Months</p> <p>↓ 14.29%</p>	<p>Change Over Last 24 Months</p> <p>↓ 6.9%</p>
---	---	---	--	--

About this data: The Metrics displayed here reflect average sales price for **All Residential Properties** using **MLS listing** data.

Estero, Florida

Market Snapshot: List Price

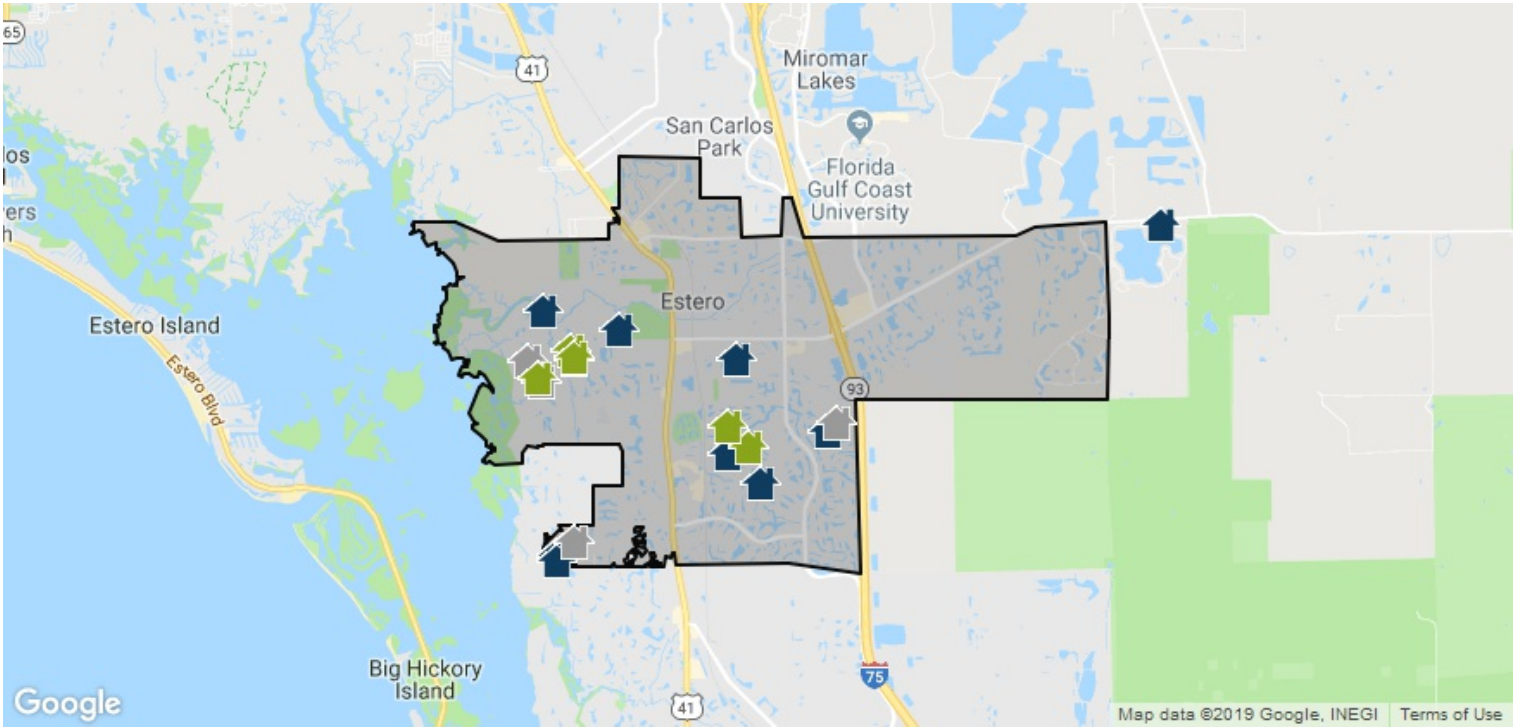


This map layer shows the average listing price for properties in the previous six months, in areas where RPR has MLS data. Source(s): MLS data; updated Quarterly.



<p>Median List Price</p> <p>\$340K</p> <p>Updated: 4/30/2019</p>	<p>Change Over Last Month</p> <p>↑ 0.27%</p>	<p>Change Over Last Quarter</p> <p>↑ 0.27%</p>	<p>Change Over Last 12 Months</p> <p>↑ 4.62%</p>	<p>Change Over Last 24 Months</p> <p>↑ 6.22%</p>
--	---	---	---	---

About this data: The Metrics displayed here reflect average sales price for **All Residential Properties** using **MLS listing** data.

Market Activity Summary Stats



Search Criteria | **Location:** Estero, Florida; **Date:** Changes in the Last 6 Months; **Change Types:** Pending, Recently Sold; **Property Types:** Single Family Residence, Condo/Townhouse/Apt, Coop; **Maximum Properties per Status:** 10; **Sort Order:** Most expensive

	 Pending Listings	 Recently Sold
Number of Properties	10	10
Low Price / Value	\$685,390	\$1,380,000
Median Price / Value	\$922,500	\$1,707,000
High Price / Value	\$1,695,000	\$1,875,000
Average Price / Sq. Ft.	\$323	\$412
Median Price / Sq. Ft.	\$320	\$400
Average Days in RPR	120	242
Median Days in RPR	84	149
Total Volume	\$9,912,290	\$16,621,500

About RPR (Realtors Property Resource)

- Realtors Property Resource® is a wholly owned subsidiary of the National Association REALTORS®.
- RPR offers comprehensive data – including a nationwide database of 164 million properties – as well as powerful analytics and dynamic reports exclusively for members of the NAR.
- RPR's focus is giving residential and commercial real estate practitioners, brokers, and MLS and Association staff the tools they need to serve their clients.
- This report has been provided to you by a member of the NAR.



About RPR's Data

RPR generates and compiles real estate and other data from a vast array of sources. The data contained in your report includes some or all of the following:

- **Listing data** from our partner MLSs and CIEs, and related calculations, like estimated value for a property or median sales price for a local market.
- **Public records data** including tax, assessment, and deed information. Foreclosure and distressed data from public records and RealtyTrac.
- **Market conditions and forecasts** based on listing and public records data.
- **Census and employment data** from the U.S. Census and the U.S. Bureau of Labor Statistics.
- **Demographics and trends data** from Esri. The data in commercial and economic reports includes Tapestry Segmentation, which classifies U.S. residential neighborhoods into unique market segments based on socioeconomic and demographic characteristics.
- **Business data** including consumer expenditures, commercial market potential, retail marketplace, SIC and NAICS business information, and banking potential data from Esri.
- **School data and reviews** from Niche.
- **Specialty data sets** such as walkability scores, traffic counts and flood zones.



Update Frequency

- Listings and public records data are updated on a continuous basis.
- Charts and statistics calculated from listing and public records data are refreshed monthly.
- Other data sets range from daily to annual updates.

Learn more

For more information about RPR, please visit RPR's public website: <http://blog.narrpr.com>

